



# Welcome to Old Chesterton Allotment Society

---

Growing Together

20A Pakenham Close,  
Cambridge CB4 1PW

# Who We Are

---

Old Chesterton Allotment Society (OCAS) has existed with allotments on the Pakenham Close site since 1923. The site is about 12 acres or 4.83 hectares in size. We are an enthusiastic group of gardeners, who are always willing to share tips and tricks.

**Welcome to OCAS!**

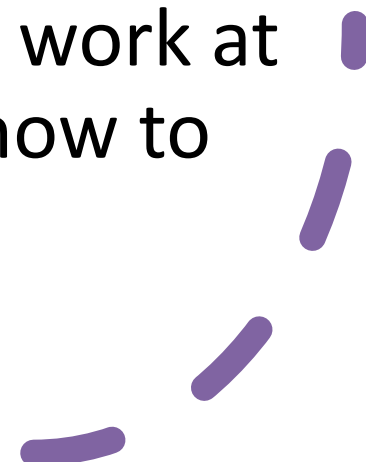


A large red circular graphic on the left side of the slide, partially cut off by the edge.

Welcome

This Power Point is aimed to help you feeling right at home at the Old Chesterton Allotment Society.


We provide information to help you get started, or a refresh on how things work at OCAS, as well as tips how to look after your plot!

A decorative graphic in the bottom right corner consisting of several purple, curved, brush-stroke-like lines of varying lengths and orientations.

# What You Need to Know

- The water troughs are open from spring till frost hits. Please use water wisely.
- Please don't enter someone else's plot unless invited to do so.
- Composting, please [read our guide](#).
- Please don't use harmful pesticides.
- Please leave the toilet as you've found it (nice and clean!)
- Please stick to the speed limit (5km!) as our road is unsurfaced and expensive to fix.
- Please treat others as you would like to be treated yourself!

# Keys



- The key for the toilet is the same as the key for the main gate.
- If you arrive and you find the gate locked, you can simply open up. But please always shut the gate door behind you.
- If you are the last person to leave, please make sure the lock is reset, so it's all secured for the night.

**NO DOGS ALLOWED**  
**BONFIRES ONLY ALLOWED**  
**AFTER DARK FROM**  
**1st October - 1st April.**

**CAUTION**  
**LOOSE ROAD SURFACE**  
**MAXIMUM**  
**SPEED**  
**LIMIT**  
**BEWARE OF CHILDREN ON THIS SITE.**



# Composting



## GREENS

**Nitrogen-rich material:**

- Dry plant stems
- Annual weeds
- Unused fruit and veg and peelings
- Nettle leaves and comfrey
- Grass - in moderation
- Raw fruit and vegetables
- Tea leaves and teabags (unless they are plastic)
- Pea and bean-tops
- Manure
- Bedding plants and flowers



## BROWNS

**Carbon-rich material:**

- Prunings
- Small amounts of paper and card (unless it's glossy)
- Dead leaves
- Hedge trimmings (ideally shredded)
- Leaves
- Straw
- Plant stems

**These are by no means exhaustive lists so do check if you are unsure about anything.**



**What not to compost:**

- Perennial **weeds** - including bindweed
- **Diseased plants**
- **Cooked food and bread**
- **Meat, fish and dairy**
- **Plastics, metal, glass** and glossy **magazines**
- **Citrus** (slow to rot and very acidic, which reduces worm activity)



# Tips for New Growers

---

- Test soil and prepare your plot, remove weeds etc.
- Choose what to grow: vegetables, fruits, or flowers and think about how much time you' have to tend to your plants.
- Practice crop rotation to maintain soil health.



# Watering tips

---

- Maintain good sub-soil moisture levels.
- Water less often, but thoroughly.
- Water late in the evening or early in the morning.
- Keep leaves dry to avoid diseases.
- Ensure the water reaches the roots.
- Avoid waterlogging.

[More detailed tips here!](#)



# Caring for Your Plot

- Please maintain regular upkeep.
  - Follow our waste management and composting rules.
  - Respect boundaries and neighbours.
  - Report issues to the committee.
- 

# The three worst offending weeds



**Couch Grass**



**Field Bind Weed**



**Bell Bind**

Bindweed spreads through its white, creeping, perennial “roots” – actually underground stems or rhizomes. These grow horizontally in the soil and can spread over great distances – up to 1.8m (6ft) in a year.

# We're Here to Help

The shop is open every Saturday and Sunday from 11:00-12:00, you can pay by card and cash.

Check out the notice board (on the shop building) for messages.


The [RHS website](#) has lots of information on growing vegetables and please read our [Chesterton allotment guides](#).

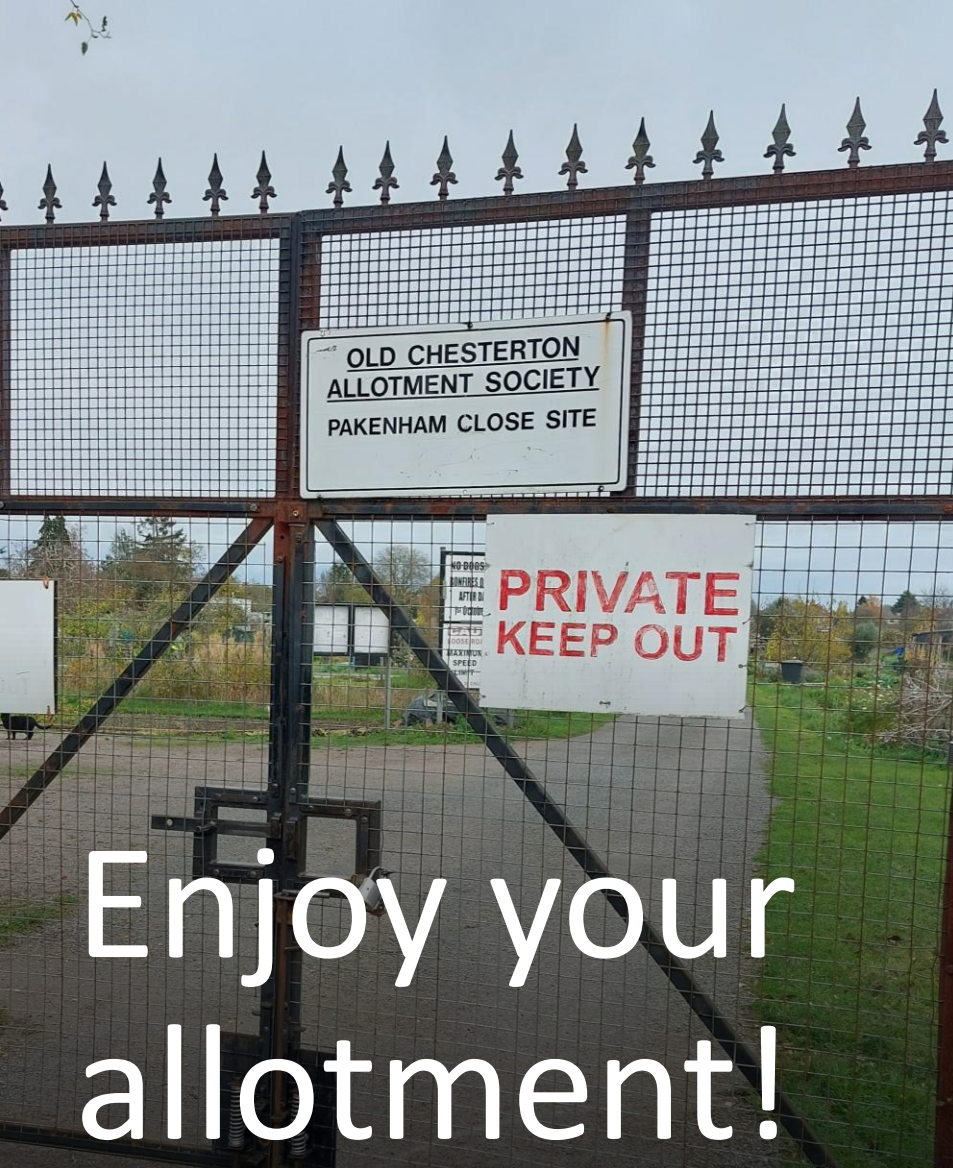


Any  
questions,  
Willy is  
always there  
to help!

---

# What It Means to Be a Member

- Please pay your annual fees.
  - Please volunteer and help our allotment flourish!
  - ‘Treat others as you would like to be treated yourself’ Take a look at [our respect policy](#).
  - You are encouraged to maintain good relations between all those on the site, promoting a good community spirit and a welcoming, open and friendly atmosphere.
- 



Enjoy your  
allotment!

